

JUN 20 VS JUN 19

604.224.5277 | FAITHWILSONGROUP.COM

RESIDENTIAL
REAL ESTATE
ANALYSES

WEST VAN

DETACHED

UNIT SALES

43 ↑ 34%

INVENTORY AT MONTH END

417 ↓ -28%

AVE. DAYS ON MARKET

66 ↓ -14%

HPI (combined total)

\$2,594,200 ↑ 1%



TOWNHOME

UNIT SALES

2 ↓ -33%

INVENTORY AT MONTH END

29 ↓ -28%

AVE. DAYS ON MARKET

27 ↓ -41%

HPI (combined total)

\$ -- ↑ --%



CONDO

UNIT SALES

17 ↑ 113%

INVENTORY AT MONTH END

118 ↓ -15%

AVE. DAYS ON MARKET

48 ↓ -39%

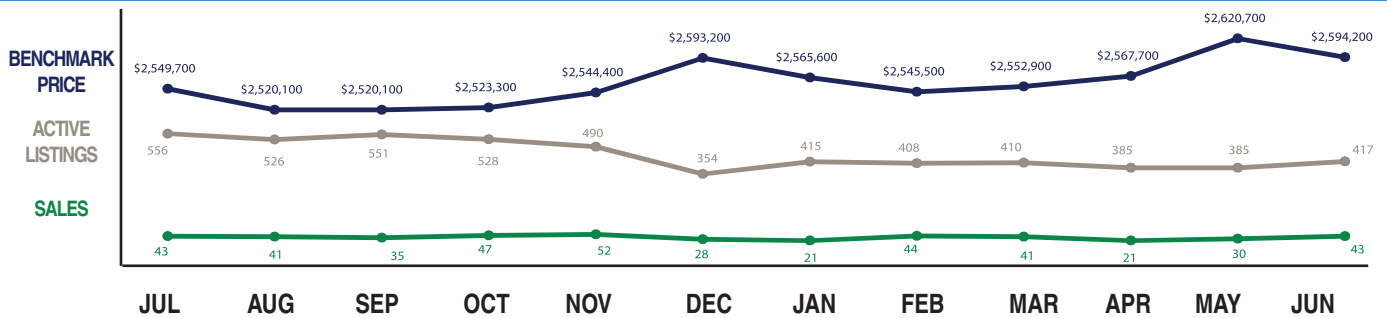
HPI (combined total)

\$981,900 ↓ -5%



JUNE 2020 - SINGLE FAMILY DETACHED HOMES

WEST VAN DETACHED - 12 MONTH MARKET TREND



DETACHED HOUSES	SALES	ACTIVE LISTINGS	AVERAGE DOM
\$99,999 and Below	0	0	0
\$100,000 - \$199,999	0	0	0
\$200,000 - \$399,999	0	1	0
\$400,000 - \$899,999	0	1	0
\$900,000 - \$1,499,999	5	6	92
\$1,500,000 - \$1,999,999	11	32	73
\$2,000,000 - \$2,999,999	13	108	29
\$3,000,000 - \$3,999,999	7	80	66
\$4,000,000 - \$4,999,999	0	63	0
\$5,000,000 and Above	7	126	104
TOTAL	43	417	66

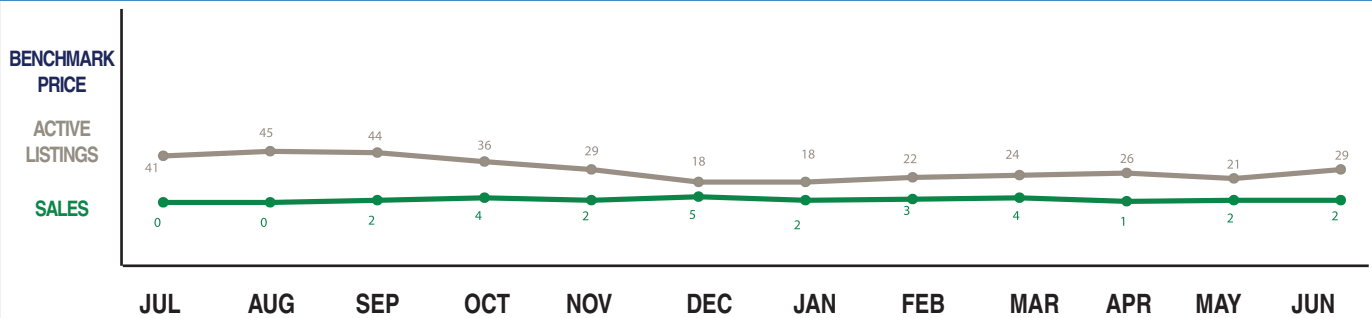
NEIGHBOURHOOD	SALES	ACTIVE LISTINGS	BENCHMARK PRICE	ONE-YEAR CHANGE
Altamont	0	15	\$3,177,400	+ 3.5%
Ambleside	4	47	\$2,058,800	- 2.1%
Bayridge	2	14	\$2,371,200	+ 8.2%
British Properties	9	75	\$2,724,300	- 3.8%
Canterbury WV	1	5	\$3,854,400	- 3.6%
Caulfeild	2	20	\$2,496,400	+ 6.0%
Cedardale	0	3	\$1,868,900	+ 0.4%
Chartwell	0	28	\$3,613,000	+ 2.7%
Chelsea Park	0	5	\$0	--
Cypress	2	7	\$2,724,100	+ 7.7%
Cypress Park Estates	2	13	\$2,557,200	+ 7.3%
Deer Ridge WV	0	0	\$0	--
Dundarave	2	30	\$2,717,700	- 3.1%
Eagle Harbour	3	22	\$1,892,300	+ 10.6%
Eagleridge	0	4	\$0	--
Furry Creek	1	3	\$0	--
Gleneagles	2	11	\$2,518,000	+ 7.4%
Glenmore	1	13	\$2,079,300	+ 3.9%
Horseshoe Bay WV	2	9	\$1,701,400	+ 8.4%
Howe Sound	1	12	\$3,044,400	+ 1.2%
Lions Bay	4	5	\$1,561,300	+ 5.8%
Olde Caulfeild	0	4	\$0	--
Panorama Village	0	0	\$0	--
Park Royal	0	4	--	--
Passage Island	0	0	\$0	--
Queens	1	11	\$2,904,700	- 0.1%
Rockridge	0	1	\$0	--
Sandy Cove	0	1	\$0	--
Sentinel Hill	1	7	\$2,044,600	- 3.7%
Upper Caulfeild	0	8	\$2,760,400	+ 9.3%
West Bay	2	12	\$3,242,500	+ 0.8%
Westhill	0	3	\$3,423,200	- 4.0%
Westmount WV	0	16	\$3,305,900	+ 2.3%
Whitby Estates	0	5	\$4,613,600	- 3.5%
Whytecliff	1	4	\$2,141,200	+ 7.3%
Total	43	417	\$2,594,200	+ 1.2%



*Current as of July 4, 2020 all data from the REAL ESTATE BOARD OF GREATER VANCOUVER percent changes are calculated using rounded figures

JUNE 2020 - TOWNHOMES

WEST VAN TOWNHOME - 12 MONTH MARKET TREND



TOWNHOMES	SALES	ACTIVE LISTINGS	AVERAGE DOM
\$99,999 and Below	0	0	0
\$100,000 - \$199,999	0	0	0
\$200,000 - \$399,999	0	0	0
\$400,000 - \$899,999	0	2	0
\$900,000 - \$1,499,999	1	13	50
\$1,500,000 - \$1,999,999	1	7	4
\$2,000,000 - \$2,999,999	0	2	0
\$3,000,000 - \$3,999,999	0	4	0
\$4,000,000 - \$4,999,999	0	0	0
\$5,000,000 and Above	0	1	0
TOTAL	2	29	27

NEIGHBOURHOOD	SALES	ACTIVE LISTINGS	BENCHMARK PRICE	ONE-YEAR CHANGE
Altamont	0	0	\$0	--
Ambleside	0	2	\$0	--
Bayridge	0	0	\$0	--
British Properties	0	1	\$0	--
Canterbury WV	0	0	\$0	--
Caulfeild	0	0	\$0	--
Cedardale	0	3	\$0	--
Chartwell	0	0	\$0	--
Chelsea Park	0	0	\$0	--
Cypress	0	0	\$0	--
Cypress Park Estates	0	0	\$0	--
Deer Ridge WV	0	1	\$0	--
Dundarave	0	0	\$0	--
Eagle Harbour	0	0	\$0	--
Eagleridge	0	0	\$0	--
Furry Creek	0	4	\$0	--
Gleneagles	0	0	\$0	--
Glenmore	0	0	\$0	--
Horseshoe Bay WV	0	0	\$0	--
Howe Sound	0	3	\$0	--
Lions Bay	0	2	\$0	--
Olde Caulfeild	0	1	\$0	--
Panorama Village	1	7	\$0	--
Park Royal	0	2	\$0	--
Passage Island	0	0	\$0	--
Queens	0	0	\$0	--
Rockridge	0	0	\$0	--
Sandy Cove	0	0	\$0	--
Sentinel Hill	0	0	\$0	--
Upper Caulfeild	0	0	\$0	--
West Bay	0	0	\$0	--
Westhill	0	0	\$0	--
Westmount WV	0	0	\$0	--
Whitby Estates	1	3	\$0	--
Whytecliff	0	0	\$0	--
Total	2	29	\$0	--



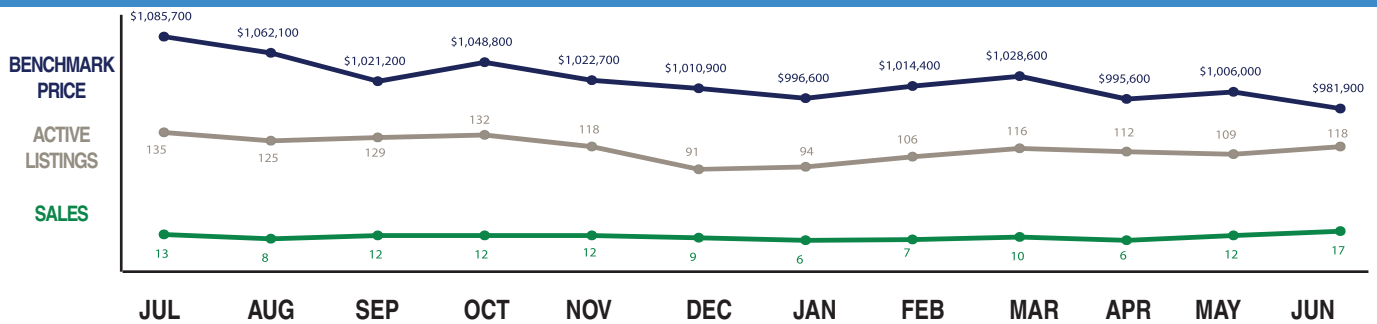
BEST REAL ESTATE AGENCY CANADA

In the International Property Awards worldwide competition, within the Americas Division, Faith Wilson Group won Best Real Estate Agency Canada, 2014 – 2015.

*Current as of July 4, 2020 all data from the REAL ESTATE BOARD OF GREATER VANCOUVER percent changes are calculated using rounded figures

JUNE 2020 - CONDO HOMES

WEST VAN CONDO - 12 MONTH MARKET TREND



CONDO	SALES	ACTIVE LISTINGS	AVERAGE DOM
\$99,999 and Below	0	0	0
\$100,000 - \$199,999	0	0	0
\$200,000 - \$399,999	0	1	0
\$400,000 - \$899,999	4	39	13
\$900,000 - \$1,499,999	8	31	17
\$1,500,000 - \$1,999,999	1	17	1
\$2,000,000 - \$2,999,999	1	15	142
\$3,000,000 - \$3,999,999	0	8	0
\$4,000,000 - \$4,999,999	1	1	138
\$5,000,000 and Above	2	6	172
TOTAL	17	118	48

NEIGHBOURHOOD	SALES	ACTIVE LISTINGS	BENCHMARK PRICE	ONE-YEAR CHANGE
Altamont	0	0	\$0	--
Ambleside	5	34	\$669,000	- 2.4%
Bayridge	0	0	\$0	--
British Properties	0	0	\$0	--
Canterbury WV	0	0	\$0	--
Caulfeild	0	0	\$0	--
Cedardale	0	4	\$0	--
Chartwell	0	0	\$0	--
Chelsea Park	0	0	\$0	--
Cypress	0	0	\$0	--
Cypress Park Estates	0	6	\$2,237,400	- 7.2%
Deer Ridge WV	2	0	\$0	--
Dundarave	5	31	\$1,122,300	- 9.1%
Eagle Harbour	0	0	\$0	--
Eagleridge	0	0	\$0	--
Furry Creek	0	0	\$0	--
Gleneagles	0	0	\$0	--
Glenmore	0	0	\$0	--
Horseshoe Bay WV	0	3	\$0	--
Howe Sound	0	0	\$0	--
Lions Bay	0	0	\$0	--
Olde Caulfeild	0	0	\$0	--
Panorama Village	2	11	\$1,175,100	- 4.3%
Park Royal	2	25	\$1,019,500	- 5.3%
Passage Island	0	0	\$0	--
Queens	0	0	\$0	--
Rockridge	0	0	\$0	--
Sandy Cove	0	0	\$0	--
Sentinel Hill	0	1	\$0	--
Upper Caulfeild	0	0	\$0	--
West Bay	0	0	\$0	--
Westhill	0	0	\$0	--
Westmount WV	0	0	\$0	--
Whitby Estates	1	3	\$0	--
Whytecliff	0	0	\$0	--
Total	17	118	\$981,900	- 5.1%

“We believe that all success starts and ends with a satisfied client.”

*Current as of July 4, 2020 all data from the REAL ESTATE BOARD OF GREATER VANCOUVER percent changes are calculated using rounded figures