

NOV 20 vs NOV 19

604.224.5277 | FAITHWILSONGROUP.COM

RESIDENTIAL
REAL ESTATE
ANALYSES

NORTH VAN

DETACHED

UNIT SALES

94↑ 21%

INVENTORY AT MONTH END

217↓ -30%

AVE. DAYS ON MARKET

28↓ -36%

HPI (combined total)

\$1,671,500 ↑ 12%



TOWNHOME

UNIT SALES

34↑ 0%

INVENTORY AT MONTH END

104↑ 6%

AVE. DAYS ON MARKET

22↓ -50%

HPI (combined total)

\$1,031,400 ↑ 10%



CONDO

UNIT SALES

128↑ 28%

INVENTORY AT MONTH END

360↑ 29%

AVE. DAYS ON MARKET

30↓ -23%

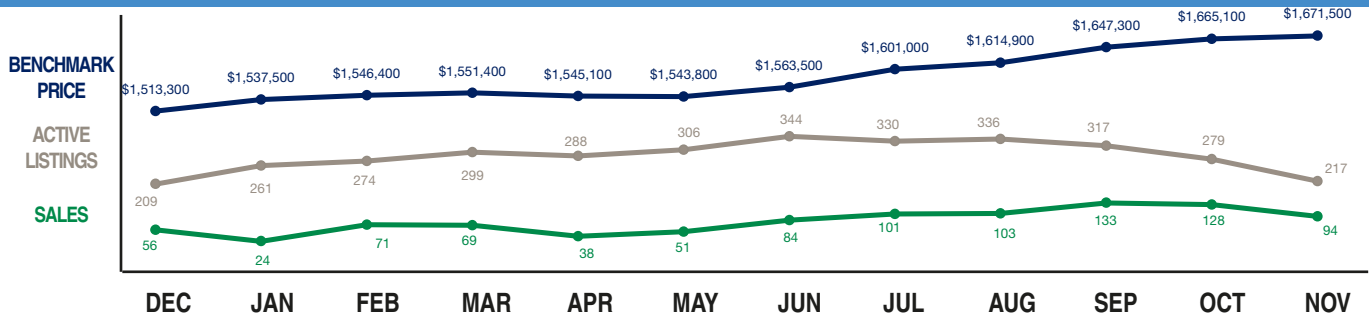
HPI (combined total)

\$585,300 ↑ 7%



NOV 2020 - SINGLE FAMILY DETACHED HOMES

NORTH VAN DETACHED - 12 MONTH MARKET TREND



DETACHED HOUSES	SALES	ACTIVE LISTINGS	AVERAGE DOM
\$99,999 and Below	0	0	0
\$100,000 to \$199,999	0	0	0
\$200,000 to \$399,999	0	1	0
\$400,000 to \$899,999	2	1	29
\$900,000 to \$1,499,999	13	22	34
\$1,500,000 to \$1,999,999	51	78	18
\$2,000,000 to \$2,999,999	20	67	41
\$3,000,000 and \$3,999,999	8	33	46
\$4,000,000 to \$4,999,999	0	12	0
\$5,000,000 and Above	0	3	0
TOTAL	94	217	28

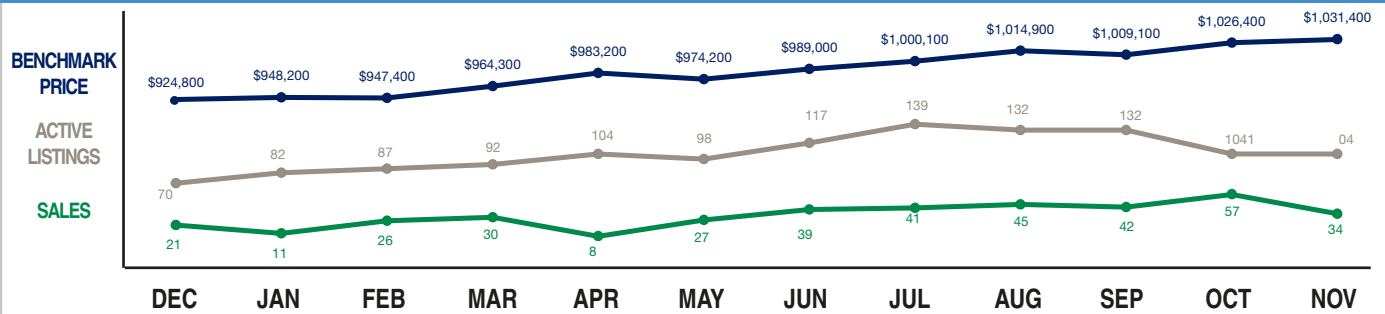
NEIGHBOURHOOD	SALES	ACTIVE LISTINGS	BENCHMARK PRICE	ONE-YEAR CHANGE
Blueridge NV	5	2	\$1,723,100	+ 14.1%
Boulevard	7	9	\$1,822,600	+ 10.5%
Braemar	0	1	\$2,245,100	+ 8.6%
Calverhall	6	8	\$1,441,700	+ 11.0%
Canyon Heights NV	9	29	\$1,872,800	+ 10.0%
Capilano NV	1	5	\$1,751,300	+ 20.5%
Central Lonsdale	4	14	\$1,476,700	+ 13.8%
Deep Cove	4	6	\$1,548,800	+ 15.4%
Delbrook	3	3	\$1,743,800	+ 11.1%
Dollarton	4	7	\$1,773,100	+ 12.2%
Edgemont	5	20	\$2,013,700	+ 9.5%
Forest Hills NV	4	8	\$1,886,500	+ 8.4%
Grouse Woods	1	1	\$1,797,200	+ 9.5%
Harbourside	0	0	\$0	--
Indian Arm	1	4	\$0	--
Indian River	3	1	\$1,520,200	+ 11.4%
Lower Lonsdale	3	5	\$1,488,900	+ 11.9%
Lynn Valley	7	14	\$1,539,200	+ 11.5%
Lynnmour	0	5	\$0	--
Mosquito Creek	0	2	\$0	--
Norgate	3	4	\$1,493,000	+ 13.9%
Northlands	0	0	\$2,097,400	+ 7.7%
Pemberton Heights	2	7	\$1,935,000	+ 12.2%
Pemberton NV	1	3	\$1,286,100	+ 15.6%
Princess Park	2	2	\$1,758,700	+ 11.6%
Queensbury	2	5	\$1,462,100	+ 11.4%
Roche Point	1	2	\$1,476,600	+ 12.5%
Seymour NV	1	5	\$1,546,300	+ 12.6%
Tempe	1	1	\$1,764,600	+ 7.6%
Upper Delbrook	5	8	\$1,847,900	+ 7.4%
Upper Lonsdale	4	27	\$1,717,000	+ 11.3%
Westlynn	3	4	\$1,413,300	+ 13.3%
Westlynn Terrace	1	0	\$0	--
Windsor Park NV	1	0	\$1,439,200	+ 16.0%
Woodlands-Sunshine-Cascade	0	5	\$0	--
TOTAL*	94	217	\$1,671,500	+ 11.6%



*Current as of Dec 6, 2020 all data from the REAL ESTATE BOARD OF GREATER VANCOUVER percent changes are calculated using rounded figures

NOV 2020 - TOWNHOMES

NORTH VAN TOWNHOME - 12 MONTH MARKET TREND



TOWNHOUSES	SALES	ACTIVE LISTINGS	AVERAGE DOM
\$99,999 and Below	0	0	0
\$100,000 to \$199,999	0	0	0
\$200,000 to \$399,999	0	0	0
\$400,000 to \$899,999	14	22	25
\$900,000 to \$1,499,999	18	71	17
\$1,500,000 to \$1,999,999	0	10	0
\$2,000,000 to \$2,999,999	2	1	37
\$3,000,000 and \$3,999,999	0	0	0
\$4,000,000 to \$4,999,999	0	0	0
\$5,000,000 and Above	0	0	0
TOTAL	34	104	22

NEIGHBOURHOOD	SALES	ACTIVE LISTINGS	BENCHMARK PRICE	ONE-YEAR CHANGE
Blueridge NV	0	0	\$0	--
Boulevard	0	0	\$0	--
Braemar	0	0	\$0	--
Calverhall	0	0	\$0	--
Canyon Heights NV	0	0	\$0	--
Capilano NV	1	1	\$0	--
Central Lonsdale	3	8	\$1,210,600	+ 9.7%
Deep Cove	0	3	\$0	--
Delbrook	1	0	\$0	--
Dollarton	0	0	\$0	--
Edgemont	2	1	\$2,090,000	+ 9.7%
Forest Hills NV	0	0	\$0	--
Grouse Woods	0	1	\$0	--
Harbourside	0	0	\$0	--
Indian Arm	0	0	\$0	--
Indian River	0	0	\$1,064,200	+ 11.4%
Lower Lonsdale	6	37	\$1,248,300	+ 8.2%
Lynn Valley	4	3	\$919,400	+ 14.2%
Lynnmour	2	5	\$828,000	+ 12.3%
Mosquito Creek	6	8	\$0	--
Norgate	0	1	\$999,300	+ 10.0%
Northlands	1	9	\$1,218,000	+ 13.5%
Pemberton Heights	0	0	\$0	--
Pemberton NV	0	15	\$0	--
Princess Park	0	0	\$0	--
Queensbury	0	3	\$0	--
Roche Point	2	4	\$965,100	+ 10.2%
Seymour NV	3	3	\$1,069,900	+ 14.3%
Tempe	0	0	\$0	--
Upper Delbrook	0	0	\$0	--
Upper Lonsdale	1	2	\$668,500	+ 7.1%
Westlynn	2	0	\$820,200	+ 10.0%
Westlynn Terrace	0	0	\$0	--
Windsor Park NV	0	0	\$0	--
Woodlands-Sunshine-Cascade	0	0	\$0	--
TOTAL*	34	104	\$1,031,400	+ 10.1%

CANADIAN PROPERTY AWARDS

★★★★★

BEST REAL ESTATE AGENCY CANADA

Faith Wilson Group

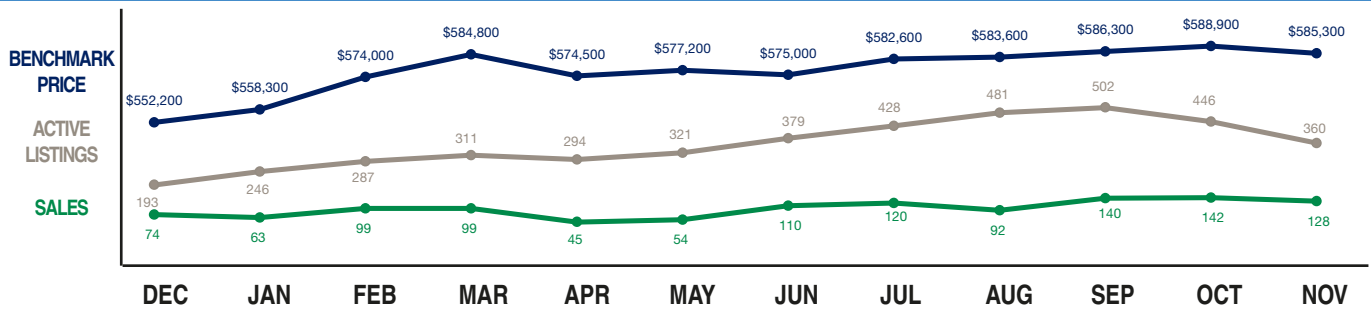
BEST
REAL ESTATE
AGENCY CANADA

In the International Property Awards worldwide competition, within the Americas Division, Faith Wilson Group won Best Real Estate Agency Canada, 2014 – 2015.

*Current as of Dec 6, 2020 all data from the REAL ESTATE BOARD OF GREATER VANCOUVER percent changes are calculated using rounded figures

NOV 2020 - CONDO HOMES

NORTH VAN CONDO - 12 MONTH MARKET TREND



CONDOS	SALES	ACTIVE LISTINGS	AVERAGE DOM
\$99,999 and Below	0	0	0
\$100,000 to \$199,999	0	0	0
\$200,000 to \$399,999	5	11	22
\$400,000 to \$899,999	99	248	29
\$900,000 to \$1,499,999	23	74	34
\$1,500,000 to \$1,999,999	0	10	0
\$2,000,000 to \$2,999,999	1	9	53
\$3,000,000 and \$3,999,999	0	5	0
\$4,000,000 to \$4,999,999	0	1	0
\$5,000,000 and Above	0	2	0
TOTAL	128	360	30

NEIGHBOURHOOD	SALES	ACTIVE LISTINGS	BENCHMARK PRICE	ONE-YEAR CHANGE
Blueridge NV	0	2	\$0	--
Boulevard	0	0	\$0	--
Braemar	0	0	\$0	--
Calverhall	0	0	\$0	--
Canyon Heights NV	0	0	\$0	--
Capilano NV	3	3	\$1,080,300	+ 2.2%
Central Lonsdale	12	63	\$572,200	+ 5.2%
Deep Cove	1	1	\$676,200	+ 5.2%
Delbrook	0	1	\$0	--
Dollarton	0	1	\$0	--
Edgemont	1	9	\$1,178,900	+ 27.6%
Forest Hills NV	0	0	\$0	--
Grouse Woods	0	0	\$0	--
Harbourside	5	8	\$684,400	+ 8.3%
Indian Arm	0	0	\$0	--
Indian River	1	1	\$714,400	+ 6.1%
Lower Lonsdale	46	118	\$541,800	+ 6.9%
Lynn Valley	19	31	\$664,300	+ 5.7%
Lynnmour	9	29	\$627,600	+ 3.3%
Mosquito Creek	5	12	\$0	--
Norgate	2	9	\$656,200	+ 10.2%
Northlands	3	2	\$837,200	+ 6.0%
Pemberton Heights	1	2	\$0	--
Pemberton NV	9	40	\$465,800	+ 9.4%
Princess Park	0	0	\$0	--
Queensbury	0	4	\$0	--
Roche Point	8	15	\$591,000	+ 7.0%
Seymour NV	0	0	\$0	--
Tempe	0	0	\$0	--
Upper Delbrook	1	2	\$0	--
Upper Lonsdale	2	6	\$662,900	+ 6.2%
Westlynn	0	1	\$0	--
Westlynn Terrace	0	0	\$0	--
Windsor Park NV	0	0	\$0	--
Woodlands-Sunshine-Cascade	0	0	\$0	--
TOTAL*	128	360	\$585,300	+ 7.3%

“We believe that all success starts and ends with a satisfied client.”

*Current as of Dec 6, 2020 all data from the REAL ESTATE BOARD OF GREATER VANCOUVER percent changes are calculated using rounded figures