

DEC 20 vs DEC 19

604.224.5277 | FAITHWILSONGROUP.COM

RESIDENTIAL
REAL ESTATE
ANALYSES

WEST VAN

DETACHED

UNIT SALES

53 ↑ 89%

INVENTORY AT MONTH END

288 ↓ -19%

AVE. DAYS ON MARKET

62 ↓ -5%

HPI (combined total)

\$2,793,400 ↑ 8%



TOWNHOME

UNIT SALES

5 ↑ 0%

INVENTORY AT MONTH END

25 ↑ 39%

AVE. DAYS ON MARKET

44 ↓ -74%

HPI (combined total)

\$ -- ↑ --%



CONDO

UNIT SALES

18 ↑ 100%

INVENTORY AT MONTH END

85 ↓ -7%

AVE. DAYS ON MARKET

81 ↑ 21%

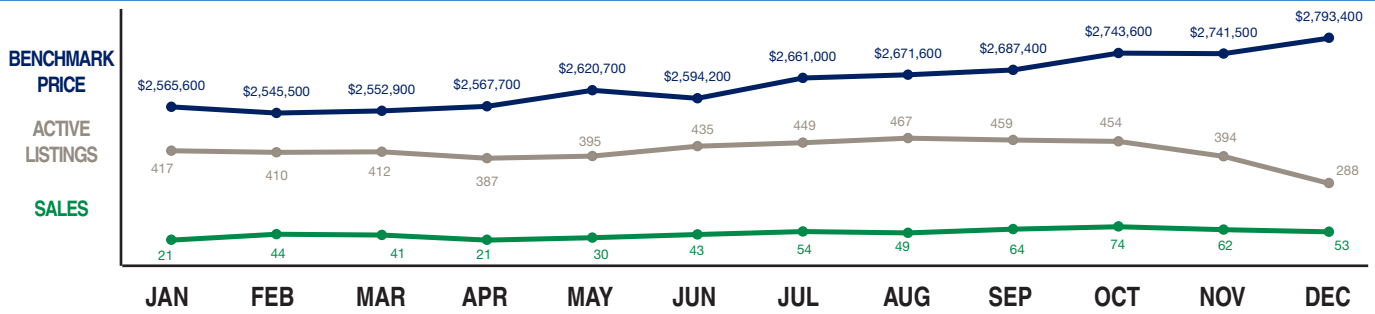
HPI (combined total)

\$1,095,600 ↑ 8%



DEC 2020 - SINGLE FAMILY DETACHED HOMES

WEST VAN DETACHED - 12 MONTH MARKET TREND



DETACHED HOUSES	SALES	ACTIVE LISTINGS	AVERAGE DOM
\$99,999 and Below	0	0	0
\$100,000 to \$199,999	1	0	19
\$200,000 to \$399,999	0	1	0
\$400,000 to \$899,999	0	0	0
\$900,000 to \$1,499,999	2	3	10
\$1,500,000 to \$1,999,999	4	13	72
\$2,000,000 to \$2,999,999	22	60	49
\$3,000,000 and \$3,999,999	13	58	66
\$4,000,000 to \$4,999,999	5	44	119
\$5,000,000 and Above	6	109	76
TOTAL	53	288	62

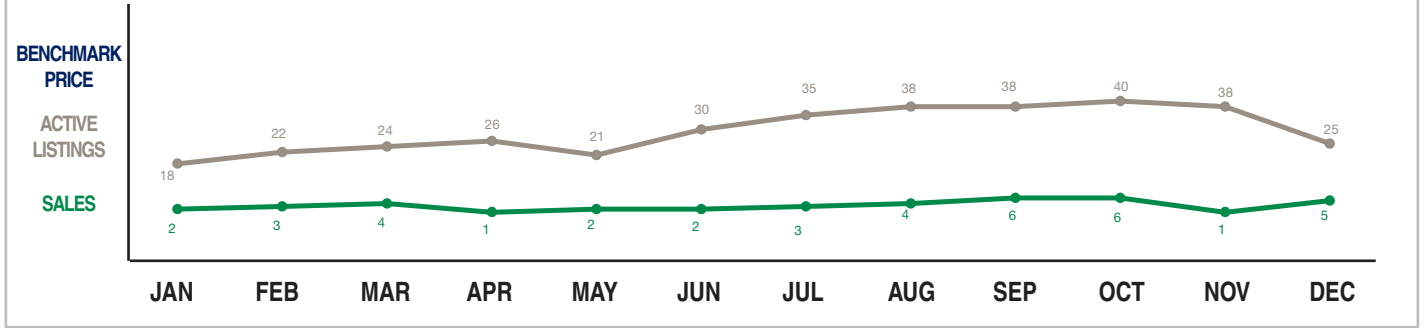
NEIGHBOURHOOD	SALES	ACTIVE LISTINGS	BENCHMARK PRICE	ONE-YEAR CHANGE
Altamont	1	17	\$3,409,900	+ 4.9%
Ambleside	6	24	\$2,216,100	+ 4.8%
Bayridge	2	7	\$2,594,700	+ 18.3%
British Properties	7	59	\$2,942,200	+ 5.8%
Canterbury WV	0	5	\$3,995,200	+ 1.1%
Caulfeild	2	15	\$2,648,700	+ 10.2%
Cedardale	1	5	\$2,138,400	+ 13.3%
Chartwell	1	22	\$3,890,200	+ 7.7%
Chelsea Park	0	2	\$0	--
Cypress	0	8	\$2,796,300	+ 9.3%
Cypress Park Estates	4	6	\$2,760,100	+ 9.1%
Deer Ridge WV	0	0	\$0	--
Dundarave	8	12	\$2,923,000	+ 4.3%
Eagle Harbour	2	8	\$2,021,100	+ 11.5%
Eagleridge	0	0	\$0	--
Furry Creek	0	6	\$0	--
Gleneagles	3	6	\$2,709,100	+ 13.1%
Glenmore	2	12	\$2,283,500	+ 10.6%
Horseshoe Bay WV	1	3	\$1,812,100	+ 13.3%
Howe Sound	0	4	\$3,473,300	+ 12.0%
Lions Bay	2	8	\$1,805,000	+ 18.4%
Olde Caulfeild	0	4	\$0	--
Panorama Village	0	0	\$0	--
Park Royal	1	4	\$0	--
Passage Island	0	0	\$0	--
Queens	4	3	\$3,146,500	+ 9.3%
Rockridge	0	2	\$0	--
Sandy Cove	0	1	\$0	--
Sentinel Hill	1	10	\$2,170,200	+ 5.2%
Upper Caulfeild	0	6	\$2,871,800	+ 10.5%
West Bay	1	6	\$3,797,000	+ 18.5%
Westhill	2	5	\$3,713,900	+ 4.3%
Westmount WV	1	11	\$3,390,900	- 3.2%
Whitby Estates	0	7	\$4,864,200	+ 3.1%
Whytecliff	1	0	\$2,262,900	+ 11.5%
TOTAL*	53	288	\$2,793,400	+ 7.7%



*Current as of Jan 6, 2020 all data from the REAL ESTATE BOARD OF GREATER VANCOUVER percent changes are calculated using rounded figures



WEST VAN TOWNHOME - 12 MONTH MARKET TREND



TOWNHOUSES	SALES	ACTIVE LISTINGS	AVERAGE DOM
\$99,999 and Below	0	0	0
\$100,000 to \$199,999	0	0	0
\$200,000 to \$399,999	0	0	0
\$400,000 to \$899,999	1	0	21
\$900,000 to \$1,499,999	3	10	59
\$1,500,000 to \$1,999,999	1	4	22
\$2,000,000 to \$2,999,999	0	4	0
\$3,000,000 and \$3,999,999	0	5	0
\$4,000,000 to \$4,999,999	0	0	0
\$5,000,000 and Above	0	2	0
TOTAL	5	25	44

NEIGHBOURHOOD	SALES	ACTIVE LISTINGS	BENCHMARK PRICE	ONE-YEAR CHANGE
Altamont	0	0	\$0	--
Ambleside	0	5	\$0	--
Bayridge	0	0	\$0	--
British Properties	0	0	\$0	--
Canterbury WV	0	0	\$0	--
Caulfeild	0	0	\$0	--
Cedardale	0	2	\$0	--
Chartwell	0	0	\$0	--
Chelsea Park	0	1	\$0	--
Cypress	0	0	\$0	--
Cypress Park Estates	0	0	\$0	--
Deer Ridge WV	1	0	\$0	--
Dundarave	0	2	\$0	--
Eagle Harbour	0	0	\$0	--
Eagleridge	0	0	\$0	--
Furry Creek	0	3	\$0	--
Gleneagles	0	0	\$0	--
Glenmore	0	0	\$0	--
Horseshoe Bay WV	0	0	\$0	--
Howe Sound	2	2	\$0	--
Lions Bay	1	0	\$0	--
Olde Caulfeild	0	1	\$0	--
Panorama Village	0	3	\$0	--
Park Royal	1	1	\$0	--
Passage Island	0	0	\$0	--
Queens	0	0	\$0	--
Rockridge	0	0	\$0	--
Sandy Cove	0	0	\$0	--
Sentinel Hill	0	0	\$0	--
Upper Caulfeild	0	0	\$0	--
West Bay	0	0	\$0	--
Westhill	0	0	\$0	--
Westmount WV	0	0	\$0	--
Whitby Estates	0	5	\$0	--
Whytecliff	0	0	\$0	--
TOTAL *	5	25	\$0	--

BEST

REAL ESTATE AGENCY CANADA

In the International Property Awards worldwide competition, within the Americas Division, Faith Wilson Group won Best Real Estate Agency Canada, 2014 – 2015.

★★★★★

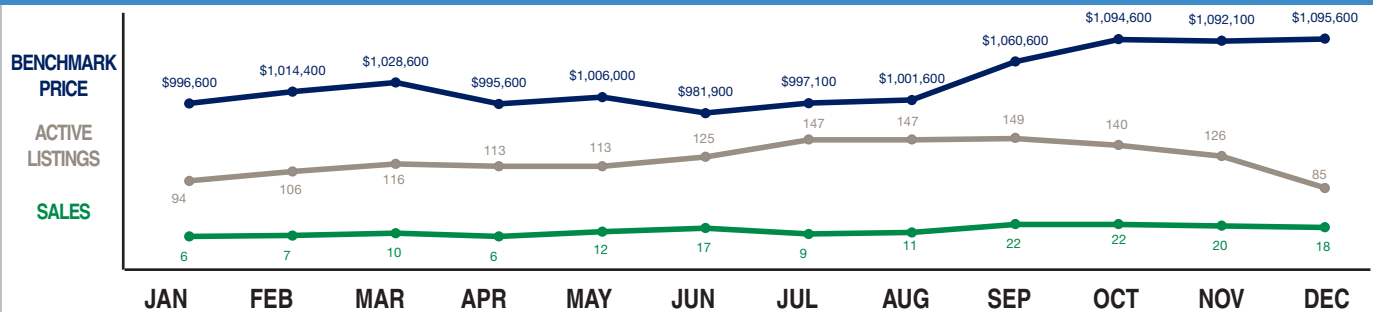
BEST REAL ESTATE AGENCY CANADA

Faith Wilson Group

*Current as of Jan 6, 2020 all data from the REAL ESTATE BOARD OF GREATER VANCOUVER percent changes are calculated using rounded figures

DEC 2020 - CONDO HOMES

WEST VAN CONDO - 12 MONTH MARKET TREND



CONDOS	SALES	ACTIVE LISTINGS	AVERAGE DOM
\$99,999 and Below	0	0	0
\$100,000 to \$199,999	0	0	0
\$200,000 to \$399,999	2	0	88
\$400,000 to \$899,999	6	24	96
\$900,000 to \$1,499,999	7	22	57
\$1,500,000 to \$1,999,999	0	11	0
\$2,000,000 to \$2,999,999	2	12	112
\$3,000,000 and \$3,999,999	0	9	0
\$4,000,000 to \$4,999,999	1	1	86
\$5,000,000 and Above	0	6	0
TOTAL	18	85	81

NEIGHBOURHOOD	SALES	ACTIVE LISTINGS	BENCHMARK PRICE	ONE-YEAR CHANGE
Altamont	0	0	\$0	--
Ambleside	9	29	\$761,200	+ 9.4%
Bayridge	0	0	\$0	--
British Properties	0	0	\$0	--
Canterbury WV	0	0	\$0	--
Caulfeild	0	0	\$0	--
Cedardale	0	1	\$0	--
Chartwell	0	0	\$0	--
Chelsea Park	0	0	\$0	--
Cypress	0	0	\$0	--
Cypress Park Estates	0	2	\$2,342,800	+ 1.3%
Deer Ridge WV	0	2	\$0	--
Dundarave	4	24	\$1,223,500	+ 7.3%
Eagle Harbour	0	0	\$0	--
Eagleridge	0	0	\$0	--
Furry Creek	0	0	\$0	--
Gleneagles	0	0	\$0	--
Glenmore	0	0	\$0	--
Horseshoe Bay WV	1	0	\$0	--
Howe Sound	0	0	\$0	--
Lions Bay	0	0	\$0	--
Olde Caulfeild	0	0	\$0	--
Panorama Village	1	4	\$1,288,900	+ 10.7%
Park Royal	3	20	\$1,143,200	+ 7.8%
Passage Island	0	0	\$0	--
Queens	0	0	\$0	--
Rockridge	0	0	\$0	--
Sandy Cove	0	0	\$0	--
Sentinel Hill	0	0	\$0	--
Upper Caulfeild	0	0	\$0	--
West Bay	0	0	\$0	--
Westhill	0	0	\$0	--
Westmount WV	0	0	\$0	--
Whitby Estates	0	3	\$0	--
Whytecliff	0	0	\$0	--
TOTAL*	18	85	\$1,095,600	+ 8.4%

“We believe that all success starts and ends with a satisfied client.”

*Current as of Jan 6, 2020 all data from the REAL ESTATE BOARD OF GREATER VANCOUVER percent changes are calculated using rounded figures